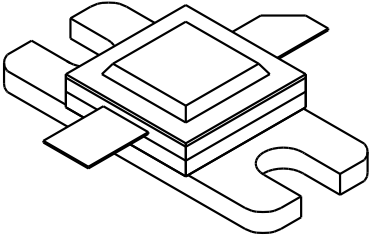


<p>GENERAL DESCRIPTION</p> <p>The 1719-20 is a COMMON BASE transistor capable of providing 20 Watts of Class C, RF output power over the band 1700-1900 MHz. This transistor is designed for Microwave Broadband Class C amplifier applications. It includes Input and Output prematching and utilizes Gold metalization and diffused ballasting to provide high reliability and supreme ruggedness. The transistor uses a fully hermetic High Temperature Solder sealed package.</p>	<p>CASE OUTLINE 55AW, STYLE 1</p> 
<p>ABSOLUTE MAXIMUM RATINGS</p> <p>Maximum Power Dissipation @ 25°C 67 Watts</p> <p>Maximum Voltage and Current</p> <p>BVces Collector to Emitter Voltage 50 Volts BVebo Emitter to Base Voltage 3.5 Volts Ic Collector Current 6.0 A</p> <p>Maximum Temperatures</p> <p>Storage Temperature - 65 to + 200°C Operating Junction Temperature + 200°C</p>	

ELECTRICAL CHARACTERISTICS @ 25 °C

SYMBOL	CHARACTERISTICS	TEST CONDITIONS	MIN	TYP	MAX	UNITS
P_{out}	Power Out	F = 1900 MHz	20			Watt
P_{in}	Power Input	V _{cb} = 28 Volts			5.0	Watt
P_g	Power Gain	P _{in} = 5.0 Watts	6.0	6.5		dB
η_c	Collector Efficiency	As Above		38		%
VSWR₁	Load Mismatch Tolerance	F = 1.7 GHz, P _{in} = 5.0			4:1	

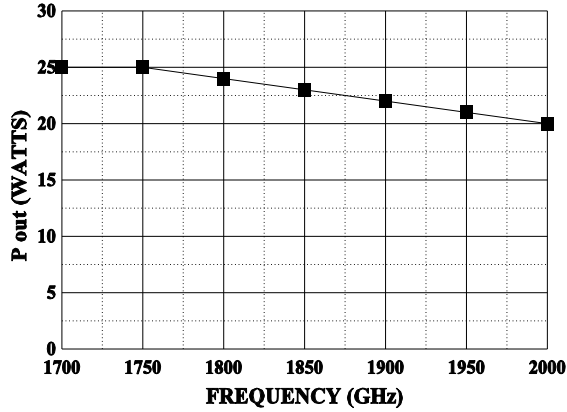
BVces	Collector to Emitter Breakdown	I _c = 10 mA	50			Volts
BVebo	Emitter to Base Breakdown	I _e = 10 mA	3.5			Volts
Icbo	Collector to Base Current	V _{cb} = 28 Volts			4.0	mA
h_{FE}	Current Gain	V _{ce} = 5 V, I _c = 1.2 A	20			
Cob	Output Capacitance *	F = 1 MHz, V _{cb} = 28 V				pF
θ_{jc}	Thermal Resistance				2.6	°C/W

* Not measureable due to Output Match

Issue August 1996

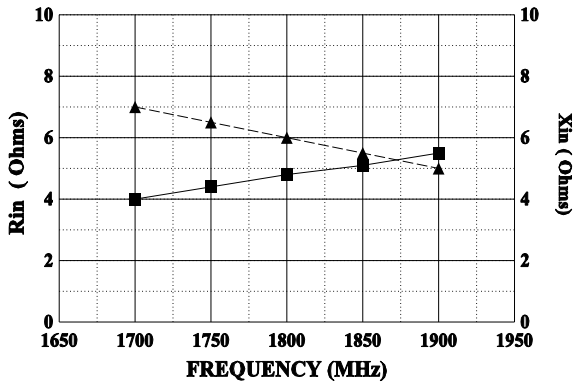
GHz TECHNOLOGY INC. RESERVES THE RIGHT TO MAKE CHANGES WITHOUT FURTHER NOTICE. GHz RECOMMENDS THAT BEFORE THE PRODUCT(S) DESCRIBED HEREIN ARE WRITTEN INTO SPECIFICATIONS, OR USED IN CRITICAL APPLICATIONS, THAT THE PERFORMANCE CHARACTERISTICS BE VERIFIED BY CONTACTING THE FACTORY.

POWER OUTPUT vs FREQUENCY



SERIES INPUT IMPEDANCE VS FREQUENCY

Vcc = 28 volts, Pin = 5 Watts



SERIES LOAD IMPEDANCE VS FREQUENCY

Vcc = 28 volts, Pin = 5 Watts

